

Instructions to Request a RESTRAINING ORDER FOR ELDER ABUSE

Who May File?

- A person **65** years of age and older.
- A person between 18 - 64 years who have a physical or mental condition that prevent them from carrying out normal activities (a dependent adult).
- A conservator or another person with legal authority to represent the elderly or dependent adult.

What will the restraining order do?

The Court can grant a restraining order to stop someone who is abusing or neglecting an elderly or dependent adult. Abuse can be emotional, physical, or financial. If the judge signs the restraining order, it will order the other person to stop physical abuse, abandonment, isolation, abduction, or other treatment which results in physical harm, pain, mental suffering or deprivation.

How much will this cost?

The Court does not charge a filing fee for these documents. The Sheriff can serve the *restrained party* for free. If you choose to use a private process server to file and serve your documents, you will have to pay them a fee.

How do I get a restraining order?

You can fill out the attached forms to request a temporary restraining order. If you chose to complete these documents yourself, the Fresno Superior Court Self-Help Center can review your documents free of charge.

The following forms in this packet are to be completed.

- | | |
|------------------------------------|---|
| <input type="checkbox"/> EA-109 | Notice of Court Hearing |
| <input type="checkbox"/> EA-110 | Temporary Restraining Order |
| <input type="checkbox"/> EA-100 | Request for Elder or Dependent Adult Abuse Restraining Orders |
| <input type="checkbox"/> MC-031 | Attached Declaration (<i>Optional</i> to use if you need more space) |
| <input type="checkbox"/> CLETS-001 | CLETS Information Form |

OPTIONS TO SUBMIT A RESTRAINING ORDER REQUEST:

1. File by *Guide & File* form Preparation Online Interview

If you would like to file your request online, please visit the following website:

<https://california-efm.tylertech.cloud/SRL/SRL/ExecuteInterview>

You will be able to print or electronically file your documents with this court at the completion of the interview.

2. File in person at:

B.F. Sisk Courthouse

Family Law Clerk's Office, 2nd floor
1130 "O" Street, Fresno CA 93724

Hours of Operation:

Monday – Thursday	from 8AM to 3PM
Friday	from 8AM to 12PM

3. File via the drop-box at:

B.F. Sisk Courthouse

Drop Box is located on the 1st floor at 1130 "O" Street, Fresno CA 93724

Available: Monday – Friday 8 AM TO 5 PM.

Please date and time stamp a page before you deposit your documents in the drop box.

- ☐ The original documents must be submitted to the court for filing.
Additional copies are NOT required. Once you have submitted your request to the court, a judge will review your documents and decide whether to grant the temporary restraining order.
- ☐ **You will need to come to the lobby of B.F. Sisk Courthouse the next business day between 3:15 PM – 3:45 PM. If granted, the temporary restraining order will be for 25 days pending a hearing.**
If a temporary order is not granted, the requesting party will still have the opportunity for a permanent restraining order at the hearing.
- ☐ Before the hearing date, you must have the Respondent personally served.
Your documents must be served by someone who is 18 or older and not listed as a party on your order. The server will complete EA-200 Proof of Personal Service.
- ☐ At the hearing, the court may make an order up to 5 years in duration which will keep the restrained person away from you.

FAMILY LAW SELF-HELP

SUPERIOR COURT OF CALIFORNIA, COUNTY OF FRESNO – 1130 "O" STREET, FRESNO CA, 93724

OFFICE HOURS:

Telephone & E-mail Assistance:

Mon – Fri; 8AM – 4PM

Appointments for Document Review:

Requests may be made by telephone or e-mail. It is scheduled only after prior assessment by an examiner.

Walk-in Questions/Document Review at the Self-Help Center Office

Tues & Wed; 9AM – 12PM

- Customers are assisted on a ***first come first served basis***.
- Upon arrival, customers must wait in line to have their name placed on the assistance list for document review.
- The number of names placed on the list depends on the available staff for the day. When the maximum number is reached, the list is closed.
- The list often closes before **11AM**.
- Once the list is closed for the day, we will continue to answer questions and provide information until 12PM but we will be unable to provide more in depth assistance.

Here are the Issues we assist with:


- Divorce, Legal Separation, Nullity
- Child Custody & Child Visitation
- Parentage and/or genetic testing
- Spousal Support & Child Support
- Domestic Violence & Elder Abuse restraining orders
- Adoptions

How can the Self-Help Center help?

- Provides general legal information but **CANNOT** give legal advice
- Explain case status and form information
- Review **completed** forms once e-mailed but **CANNOT** prepare forms for you

For email assistance, scan the QR Code:

1. Open Camera/ Scan App
2. Scan QR Code
3. Tap Notification & fill out email prompt



TELEPHONE: 559-457-2143



E-MAIL: SelfHelpFamilyLaw@fresno.courts.ca.gov

To download fillable forms, visit <https://www.courts.ca.gov/forms.htm>



CENTRO DE AUTO-AYUDA DE LEY FAMILIAR

JUZGADO SUPERIOR DE CALIFORNIA, CONDADO DE FRESNO DE FRESNO – 1130 "O" STREET, FRESNO CA, 93724

HORAS DE OFICINA:

Asistencia Telefónica y Por Correo Electrónico:

Lun – Vie, 8AM – 4PM

Cita Para Revisión De Documentos:

La cita se programa solo después de una evaluación previa por una examinadora. Las citas se pueden pedir por teléfono o correo electrónico.

Preguntas/Revisión de documentos Sin Cita Previa:

Mar – Mié, 9AM – 12PM

- Se les asiste a los clientes a **cómo van llegando**.
- Una vez que lleguen, tendrán que hacer fila para que puedan poner su nombre en la lista de asistencia de ese día.
- El número de nombres puestos en la lista varían dependiendo del número de empleados que hay en dicho día. Cuando se llega al número máximo se cerrará la lista para ese día.
- La lista suele cerrar antes de las **11AM**.
- Una vez que se cierra la lista de dicho día seguiremos contestando sus preguntas y proporcionando información general sobre formularios en la ventanilla, pero no vamos a poder dar asistencia más detallada.

El tipo de casos con que ayudamos son los siguientes:


- Divorcio, Separación legal, y Nulidad
- Custodia de Menores y Visitación
- Paternidad y Prueba genética
- Manutención del Cónyuge y de Menores
- Ordenes de Restricción por Abuso de Ancianos o Violencia doméstica
- Adopciones

¿Cómo puede ayudar el Centro de Auto-Ayuda?

- Proporcionándole información legal general, **NO PODEMOS** brindar asesoramiento legal
- Explicarle el estado del caso y proporcionarle información de formularios
- Revisarle formularios completados cuando se envían por correo electrónico, pero **NO PODEMOS** preparar formas para usted

Para asistencia por correo electrónico, por favor escanee el código QR:

1. Abra la aplicación Cámara/Escanear
2. Escanear código QR
3. Toque la Notificación y complete la solicitud de correo electrónico



TELÉFONO: 559-457-2143



CORREO: SelfHelpFamilyLaw@fresno.courts.ca.gov

Para descargar formularios rellenable, visite <https://www.courts.ca.gov/forms.htm>

Can a Restraining Order to Prevent Elder or Dependent Adult Abuse Help Me?

These instructions cannot cover all of the questions that may arise in a particular case. If you do not know what to do to protect your rights, you should see a lawyer.

What is a restraining order?

It is a court order that helps protect people from being abused.

Can I get a restraining order?

If you are a person 65 years or older or a dependent adult, you can ask for a restraining order if you have been or are being:

- Physically abused
- Financially abused
- Mentally or emotionally abused
- Neglected
- Abandoned or abducted
- Isolated, or
- Deprived by a caregiver of goods or services you needed to avoid harm or suffering

How will the order help me?

The court can order a person to:

- Not physically abuse, harass, hit, or threaten you
- Not contact or go near you, and
- Not have any firearms (guns), firearm parts, ammunition, or body armor. This includes firearm receivers and frames, and any item that may be used as or easily turned into a receiver or frame (see Penal Code section 16531).

For more information about the items a restrained person cannot have, please see selfhelp.courts.ca.gov/restraining-orders/prohibited-items.

You can also ask for protection for people who live with you and family members.

Who can apply for an elder or dependent adult abuse restraining order?

In addition to the elder or dependent adult, the following persons may apply for a restraining order on behalf of the elder or dependent adult:

- A conservator or trustee of the elder or dependent adult
- An attorney-in-fact of an elder or dependent adult who acts within the authority of the power of attorney
- A person appointed as a guardian ad litem for the elder or dependent adult
- Any other person legally authorized to seek such relief.

How much does it cost?

There is no fee for filing a request for a restraining order.

You do not need to pay a fee for service of the order. A sheriff or marshal will serve the order for free. Or you may arrange for service by a registered process server or a private party and pay any fee that is charged.

The court can make the person who loses the case pay all the court fees and the lawyer's fees for the other party.

What forms do I need to get the order?

You must fill out all of form EA-100, *Request for Elder or Dependent Adult Abuse Restraining Orders*, and form CLETS-001, *Confidential CLETS Information*. If you need attachments, you may use form MC-025, *Attachment*. You must also fill out items 1 and 2 on form EA-109, *Notice of Court Hearing*, and items 1, 2, and 3 on form EA-110, *Temporary Restraining Order*.

Where can I get these forms?

You can get the forms from legal publishers or from the California Courts website at www.courts.ca.gov/forms. You also may be able to find them at your local courthouse or county law library.

What do I need to do to get the order?

You must go to the superior court in the county where the abuse took place or the person to be restrained lives. At the court, ask where you should file your request for a restraining order. (A self-help center or legal aid association may be able to assist you in filing your request.) At the court, give your forms to the clerk of the court. The clerk will give you a hearing date on the *Notice of Court Hearing* form, and if your request for immediate orders is granted, a copy of the *Temporary Restraining Order* signed by a judicial officer.

How soon can I get the order?

If you ask for a temporary restraining order, the court will decide within 24 hours whether or not to make the order. Sometimes the court decides sooner. Ask whether you should wait or come back later to get the signed *Notice of Court Hearing* and *Temporary Restraining Order*.



How long does the order last?

If the court makes a temporary order, it will last until your hearing date. At that time, the court will decide to continue or cancel the order. The order could last for up to five years.

How will the person to be restrained know about the order?

Someone age 18 or older—not you or anyone else to be protected by the order—must “serve” (give) the person to be restrained a copy of the order. The server must then fill out form EA-200, Proof of Personal Service, and give it to you to file with the court. For help with service, ask the court clerk for form EA-200-INFO, What Is “Proof of Personal Service”?

What if the restrained person does not obey the order?

Call the police. The restrained person can be arrested and charged with a crime.

Do I have to go to court?

Yes. Go to court on the date the clerk gives you.

Do I need to bring a witness to the court hearing?

Witnesses are not required, but it helps to have more proof of the abuse than just your word. You can bring:

- Witnesses
- Written statements from witnesses made under oath
- Photos
- Medical or police reports
- Damaged property
- Threatening letters, emails, or telephone messages

The court may or may not let witnesses speak at the hearing. So, if possible, you should bring their written statements under oath to the hearing. (You can use form MC-030 for this.)

Do I need a lawyer?

Having a lawyer is always a good idea, but it is not required and you are not entitled to a free, court-appointed attorney. Ask the court clerk about free and low-cost legal services and self-help centers in your county.

Will I see the restrained person at the court hearing?

If the person comes to the hearing, yes. But that person does not have the right to speak to you. If you are afraid, tell the court officer.

Can I bring someone with me to court?

Yes. You can bring someone to sit with you during the hearing. But that person cannot speak for you in court. Only you or your lawyer (if you have one) can speak for you.

What if I don't speak English?

When you file your papers, ask the clerk if a court interpreter is available. You can also use form INT-300, Request for Interpreter (Civil) or a local court form or website to request an interpreter. For more information about court interpreters, go to selfhelp.courts.ca.gov/request-interpreter.

EA-109 Notice of Court Hearing

Check interpreter checkbox when form is filed

1 Elder or Dependent Adult in Need of Protection

2 Full Name: _____

☐ Person requesting protection for the elder or dependent adult, if different (person named in item 3) of form EA-100:

Full Name: _____

Lawyer for person named above (if any for this case): _____

Name: _____ State Bar No.: _____

Firm Name: _____

3 Address for person named above (If you have a lawyer, give your lawyer's information. If you do not have a lawyer, give information for the person requesting the order. If you want to keep your home address private, you may give a different mailing address instead. You do not have to give telephone, fax, or email.):

Address: _____ City: _____ State: _____ Zip: _____

Telephone: _____ Fax: _____

Email Address: _____

4 Person You Want Protection From

Full Name: _____

The court will complete the rest of this form.

5 Notice of Hearing

A court hearing is scheduled on the request for restraining order against the person in (3).

Name and address of court if different from above: _____

Hearing Date: _____ Date: _____ Time: _____

Dept.: _____ Room: _____

To the person in (2):

- If you attend the hearing (in person, by phone, or by videoconference) and the judge grants a restraining order against you, the order will be effective immediately, and you could be arrested if you violate the order.
- If you do not attend the hearing, the judge may still grant the restraining order that could last up to five years. After you receive a copy of the order, you could be arrested if you violate the order.

6 Temporary Restraining Orders (Any orders granted are on form EA-110, served with this notice.)

7 Temporary Restraining Orders for personal conduct and stay-away orders as requested in form EA-100, Request for Elder or Dependent Adult Abuse Restraining Orders, are (check only one box below):

(1) ☐ ALL GRANTED until the court hearing.

(2) ☐ ALL DENIED until the court hearing. (Specify reason for denial in 8, below.)

(3) ☐ Partly GRANTED and partly DENIED until the court hearing. (Specify reasons for denial in 8, below.)

8

Notice of Court Hearing
(Elder or Dependent Adult Abuse Prevention)

EA-109, Page 1 of 1



Can a Restraining Order to Prevent Elder or Dependent Adult Abuse Help Me?

What if the restrained person's abuse caused me to owe money or debts?

If the restrained person's financial abuse caused you to have certain debts or bills (such as using your name to open a credit card and make purchases that you didn't agree to), you can ask the judge to make a special decision or finding that the restrained person caused you to have the debts or bills. This special finding may be helpful if you are sued for the debts or bills.

Information about the process is also available online.

See selfhelp.courts.ca.gov/EA-restraining-order.

For help in your area, contact:

[Local information may be inserted.]

Can I agree with the restrained person to cancel the order?

No. Once the order is issued, only the judge can change or cancel it. You or the restrained person would have to file a request with the court to cancel the order.

What if I have a disability?

If you have a disability and need an accommodation while you are at court, you can use form MC-410, Disability Accommodation Request, to make your request. You can also ask the ADA Coordinator in your court for help. For more information, see form MC-410-INFO, How to Request a Disability Accommodation for Court.

**Complete
sections ① and ②
of the following form
(EA-109)**

Leave the rest blank

Clerk stamps date here when form is filed.

1 Elder or Dependent Adult in Need of Protection

a. Full Name: _____

- ☐ Person requesting protection for the elder or dependent adult, if different (person named in item 3 of form EA-100):

Full Name: _____

Lawyer for person named above (if any for this case):

Name: _____ State Bar No.: _____

Firm Name: _____

- b. Address for person named above (If you have a lawyer, give your lawyer's information. If you do not have a lawyer, give information for the person requesting the order. If you want to keep your home address private, you may give a different mailing address instead. You do not have to give telephone, fax, or email.):

Address: _____

City: _____ State: _____ Zip: _____

Telephone: _____ Fax: _____

Email Address: _____

Fill in court name and street address:

Superior Court of California, County of _____

Court fills in case number when form is filed.

Case Number: _____

2 Person You Want Protection From

Full Name: _____

*The court will complete the rest of this form.***3 Notice of Hearing****A court hearing is scheduled on the request for restraining orders against the person in ②:****Hearing
Date** →

Date: _____ Time: _____

Dept.: _____ Room: _____

Name and address of court if different from above:

To the person in ②:

- If you attend the hearing (in person, by phone, or by videoconference) and the judge grants a restraining order against you, the order will be effective immediately, and you could be arrested if you violate the order.
- If you do not attend the hearing, the judge may still grant the restraining order that could last up to five years. After you receive a copy of the order, you could be arrested if you violate the order.

4 Temporary Restraining Orders (Any orders granted are on form EA-110, served with this notice.)

- a. Temporary restraining orders for personal conduct and stay-away orders as requested in form EA-100, Request for Elder or Dependent Adult Abuse Restraining Orders, are (check only one box below):

(1) ☐ All **GRANTED** until the court hearing.(2) ☐ All **DENIED** until the court hearing. (Specify reasons for denial in b, below.)(3) ☐ Partly **GRANTED** and partly **DENIED** until the court hearing. (Specify reasons for denial in ④ b, below.)

4 Temporary Restraining Orders (Continued)

b. Reasons for denial of some or all of those personal conduct and stay-away orders as requested in form EA-100, *Request for Elder or Dependent Adult Abuse Restraining Orders*, are:

(1) ☐ The facts as stated in form EA-100 do not sufficiently show reasonable proof of a past act or acts of abuse of the elder or dependent adult by the person in ②.

(2) ☐ Other (specify): ☐ As stated on Attachment 4b.

5 Service of Documents by the Person in ①

At least ☐ five ☐ _____ days before the hearing, someone age 18 or older—not you or anyone to be protected—must personally give (serve) a court file-stamped copy of this form EA-109, *Notice of Court Hearing*, to the person in ② along with a copy of all the forms indicated below:

- a. EA-100, *Request for Elder or Dependent Adult Abuse Restraining Orders* (file-stamped)
- b. ☐ EA-110, *Temporary Restraining Order* (file-stamped) **IF GRANTED**
- c. EA-120, *Response to Request for Elder or Dependent Adult Abuse Restraining Orders* (blank form)
- d. EA-120-INFO, *How Can I Respond to a Request for Elder or Dependent Adult Abuse Restraining Orders?*
- e. ☐ Other(specify): _____

Date: _____

Judicial Officer

To the Person in ① :

- The court cannot make the restraining orders after the court hearing unless the person in ② has been personally given (served) a copy of your request and any temporary orders. To show that the person in ② has been served, the person who served the forms must fill out a proof of service form. Form EA-200, *Proof of Personal Service*, may be used.
- For information about service, read form EA-200-INFO, *What Is "Proof of Personal Service"?*
- You may ask to reschedule the hearing if you are unable to find the person in ② and need more time to serve the documents, or for other good reasons. Read form EA-115-INFO, *How to Ask for a New Hearing Date*.
- You must attend the hearing if you want the judge to make any of the orders you requested on form EA-100, *Request for Elder or Dependent Adult Abuse Restraining Orders*. Bring any evidence or witnesses you have. For more information, read form EA-100-INFO, *Can a Restraining Order to Prevent Elder or Dependent Adult Abuse Help Me?*



To the Person in ② :

- If you want to respond to the request for orders in writing, file form EA-120, *Response to Request for Elder or Dependent Adult Abuse Restraining Orders*, and have someone age 18 or older—**not you or anyone to be protected**—mail it to the person in ① .
- The person who mailed the form must fill out a proof of service form. Form EA-250, *Proof of Service of Response by Mail*, may be used. File the completed form with the court before the hearing and bring a copy with you to the court hearing.
- Whether or not you respond in writing, go to the hearing if you want the judge to hear from you before making an order. You may tell the judge why you agree or disagree with the orders requested.
- You may bring witnesses and other evidence.
- **At the hearing, the judge may make restraining orders against you that could last up to five years and may order you to sell or turn in any firearms (guns), firearm parts, and ammunition that you own or possess. This includes firearm receivers and frames, and any item that may be used as or easily turned into a receiver or frame (see Penal Code section 16531). If an order is granted, you will also be prohibited from owning, possessing, or buying body armor and will have to relinquish any body armor you have.**
- If you are unable to attend your court hearing or need more time to prepare your case, you may ask to reschedule your court date. Read form EA-115-INFO, *How to Ask for a New Hearing Date*.

**Request for Accommodations**

Assistive listening systems, computer-assisted real-time captioning, or sign language interpreter services are available if you ask at least five days before the hearing. Contact the clerk's office or go to courts.ca.gov/rules-forms/find-your-court-forms for *Disability Accommodation Request* (form MC-410). (Civ. Code, § 54.8.)

(Clerk will fill out this part.)

—Clerk's Certificate—

I certify that this *Notice of Court Hearing* is a true and correct copy of the original on file in the court.

Clerk's Certificate

[seal]

Date: _____ Clerk, by _____, Deputy

**Complete
sections ①,② and ③
of the following form
(EA-110)**

Leave the rest blank

Person in ① must complete ①, ②, and ③ only.

① Protected Elder or Dependent Adult

a. Full Name: _____

☐ Person requesting protection for the elder or dependent adult, if different (person named in item 3 of form EA-100):

Full Name: _____

Lawyer for person named above (if any, for this case):

Name: _____ State Bar No.: _____

Firm Name: _____

b. Your Address (If you have a lawyer, give your lawyer's information. If you do not have a lawyer and want to keep your home address private, you may give a different mailing address instead. You do not have to give telephone, fax, or email.):

Address: _____

City: _____ State: _____ Zip: _____

Telephone: _____ Fax: _____

Email Address: _____

Fill in court name and street address:

Superior Court of California, County of _____

Court fills in case number when form is filed.

Case Number: _____

② Restrained Person

(Give all the information you know. Information with a star (*) is required to add this order to the California police database. If age is unknown, give an estimate.)

*Full Name: _____	*Age: _____	Date of Birth: _____
*Race: _____	Height: _____	Weight: _____
*Gender: <input type="checkbox"/> M <input type="checkbox"/> F <input type="checkbox"/> Nonbinary		Home Address: _____
City: _____	State: _____	Zip: _____
Relationship to Protected Person: _____		

③ ☐ Additional Protected Persons

In addition to the elder or dependent adult named in ①, the following family or household members or conservator of that person are protected by the temporary orders indicated below:

Full Name	Gender	Age	Household Member?	Relation to Protected Person
_____	_____	_____	<input type="checkbox"/> Yes <input type="checkbox"/> No	_____
_____	_____	_____	<input type="checkbox"/> Yes <input type="checkbox"/> No	_____

☐ Check here if there are additional protected persons. List them on an attached sheet of paper and write "Attachment 3—Additional Protected Persons" as a title. You may use form MC-025, Attachment.

④ Expiration Date

This order expires at the end of the hearing scheduled for the date and time below:

Date: _____ Time: _____ ☐ a.m. ☐ p.m.

This is a Court Order.

To the Person in ② :

The court has issued the temporary orders checked as granted below. If you do not obey these orders, you can be arrested and charged with a crime. You may have to go to jail for up to one year, pay a fine of up to \$1,000, or both.

⑤ Personal Conduct Orders

☐ **Not Requested** ☐ **Denied Until the Hearing** ☐ **Granted as Follows:**

a. You must **not** do the following things to the elder or dependent adult named in ①

☐ and to the other protected persons listed in ③:

- (1) ☐ Physically abuse, financially abuse, intimidate, molest, attack, strike, stalk, threaten, assault (sexually or otherwise), hit, harass, destroy personal property of, or disturb the peace of the person.
- (2) ☐ Contact the person, either directly or indirectly, in **any** way, including, but not limited to, in person, by telephone, in writing, by public or private mail, by interoffice mail, by email, by text messages, by fax, or by other electronic means.
- (3) ☐ Take any action to obtain the person's address or location. If this item (3) is not checked, the court has found good cause not to make this order.
- (4) ☐ Other (*specify*):
☐ Other personal conduct orders are attached at the end of this order on Attachment 5a(4).
- _____
- _____
- _____

b. Peaceful written contact through a lawyer or a process server or other person for service of legal papers related to a court case is allowed and does not violate this order. However, you may have your papers served by mail on the person in ①.

⑥ Stay-Away Orders

☐ **Not Requested** ☐ **Denied Until the Hearing** ☐ **Granted as Follows:**

a. You **must** stay at least _____ yards away from (*check all that apply*):

- (1) ☐ The elder or dependent adult in ① (5) ☐ The vehicle of the person in ①
- (2) ☐ Each person in ③ (6) ☐ Other (*specify*):
- (3) ☐ The home of the elder or dependent adult
- (4) ☐ The job or workplace of the elder or dependent adult
- _____
- _____
- _____

b. This stay-away order does not prevent you from going to or from your home or place of employment.

⑦ Move-Out Order

☐ **Not Requested** ☐ **Denied Until the Hearing** ☐ **Granted as Follows:**

You must immediately move out from and not return to (*address*):

This is a Court Order.

8 No Firearms (Guns), Firearm Parts, or Ammunition☐ **Not Issued (financial abuse only)**☐ **Granted as Follows:**

This order must be granted unless only financial abuse is alleged.

- a. You cannot own, possess, have, buy or try to buy, receive or try to receive, or in any other way get any prohibited items listed in b below.
- b. **Prohibited items are:**
- (1) Firearms (guns);
 - (2) Firearm parts, meaning receivers, frames, or any item that may be used as or easily turned into a receiver or frame (see Penal Code section 16531); and
 - (3) Ammunition.
- c. You must:
- (1) Sell to or store with a licensed gun dealer, or turn in to a law enforcement agency, any firearms (guns), firearm parts, and ammunition in your immediate possession or control. This must be done within 24 hours of being served with this order.
 - (2) File a receipt with the court within 48 hours of receiving this order that proves that your firearms (guns), firearm parts, and ammunition have been turned in, sold, or stored. (You may use form EA-800, Receipt for Firearms, Firearm Parts, and Ammunition, for the receipt.)
- d. ☐ The court has received information that you own or possess a firearm (gun), firearm parts, or ammunition.

9 ☐ Restrained Person Has Prohibited Items

The court finds that you have the following prohibited items:

a. Firearms and/or firearm parts

Description (include serial number, if known)	Location, if known	Proof of compliance received by the court
(1) _____	_____	<input type="checkbox"/> (date): _____
(2) _____	_____	<input type="checkbox"/> (date): _____
(3) _____	_____	<input type="checkbox"/> (date): _____
(4) _____	_____	<input type="checkbox"/> (date): _____

b. Ammunition

Description	Amount, if known	Location, if known	Proof of compliance received by the court
(1) _____	_____	_____	<input type="checkbox"/> (date): _____
(2) _____	_____	_____	<input type="checkbox"/> (date): _____
(3) _____	_____	_____	<input type="checkbox"/> (date): _____
(4) _____	_____	_____	<input type="checkbox"/> (date): _____

- ☐ Check here to list additional items. List them on a separate piece of paper, write "EA-110, Restrained Person Has Prohibited Items" at the top, and attach it to this form.

10 No Body Armor

If the order in **(8)** is granted, you cannot own, possess, or buy body armor (defined in Penal Code section 16288). You must relinquish any body armor you have in your possession.

This is a Court Order.



11 ☐ **Court Hearing to Review Firearms (Guns), Firearm Parts, and Ammunition Compliance**

In addition to the hearing listed on form EA-109, you must attend the court hearing listed below to prove that you have properly turned in, sold, or stored all prohibited items (described in **8**b) you still have or own, including any items listed in **9**. If you do not attend the court hearing listed below, a judge may find that you have violated the restraining order and notify law enforcement and a prosecuting attorney of the violation.



Date: _____

Dept.: _____

Time: _____

Room: _____

Name and address of court, if different than court
address listed on page 1: _____

12 **Financial Abuse**

This case ☐ does **not** ☐ does involve **solely financial abuse** unaccompanied by force, threat, harassment, intimidation, or any other form of abuse.

13 **Possession and Protection of Animals**

☐ **Not Requested** ☐ **Denied Until the Hearing** ☐ **Granted as Follows** (specify):

- a. ☐ The person in **1** is given the sole possession, care, and control of the animals listed below, which are owned, possessed, leased, kept, or held by them, or reside in their household.

(Identify animals by, e.g., type, breed, name, color, sex.)

- b. ☐ The person in **2** must stay at least _____ yards away from, and not take, sell, transfer, encumber, conceal, molest, attack, strike, threaten, harm, or otherwise dispose of, the animals listed above.

14 **Other Orders**

☐ **Not Requested** ☐ **Denied Until the Hearing** ☐ **Granted as Follows** (specify):

- ☐ Additional orders are attached at the end of this order on Attachment 14.

This is a Court Order.

To the Person in ①:**⑮ Mandatory Entry of Order Into CARPOS Through CLETS**

This order must be entered into the California Restraining and Protective Order System (CARPOS) through the California Law Enforcement Telecommunications System (CLETS). *(Check one):*

- a. ☐ The clerk will enter this order and its proof of service form into CARPOS.
- b. ☐ The clerk will transmit this order and its proof of service form to a law enforcement agency to be entered into CARPOS.
- c. ☐ By the close of business on the date that this order is made, the petitioner or the petitioner's lawyer should deliver a copy of the order and its proof of service form to the law enforcement agencies listed below to enter into CARPOS:

Name of Law Enforcement Agency

Address (City, State, Zip)

☐ Additional law enforcement agencies are listed at the end of this order on Attachment 15.

⑯ No Fee to Serve (Notify) Restrained Person

If the sheriff or marshal serves this order, the sheriff or marshal will do so for free.

⑰ Number of pages attached to this order, if any: _____

Date: _____

Judicial Officer

Warnings and Notices to the Restrained Person in ②**You Cannot Have Firearms (Guns), Firearm Parts, or Ammunition**

If the court grants the orders in ⑧, you cannot own, have, possess, buy or try to buy, receive or try to receive, or otherwise get any prohibited items listed in ⑧b on page 3 while this order is in effect. If you do, you can go to jail and pay a \$1,000 fine. You must sell to or store with a licensed gun dealer, or turn in to a law enforcement agency, any firearms (guns), firearm parts, and ammunition that you have or control as stated in ⑧. The court will require you to prove that you did so.

Notice Regarding Nonappearance at Hearing and Service of Order

If you have been personally served with this Temporary Restraining Order and form EA-109, *Notice of Court Hearing*, but you do not appear at the hearing either in person or by a lawyer, and a restraining order that does not differ from this order except for the expiration date is issued at the hearing, a copy of the order will be served on you by mail at the address in ②.

If this address is not correct or you wish to verify that the temporary restraining order was converted into a restraining order at the hearing without substantive change, or to find out the duration of the order, contact the clerk of the court.

This is a Court Order.

After You Have Been Served With a Restraining Order

- Obey all the orders.
- Read form EA-120-INFO, *How Can I Respond to a Request for Elder or Dependent Adult Abuse Restraining Orders?*, to learn how to respond to this order.
- If you want to respond, fill out form EA-120, *Response to Request for Elder or Dependent Adult Abuse Restraining Orders*, and file it with the court clerk. You do not have to pay any fee to file your response.
- You must have form EA-120 served on the person in ① (the person asking the court for protection of the elder or dependent adult or the elder or dependent adult if no other person is named in that item), or that person's attorney, by mail. You cannot do this yourself. The person who does the mailing should complete and sign form EA-250, *Proof of Service of Response by Mail*. File the completed proof of service with the court clerk before the hearing date or bring it with you to the hearing.
- In addition to the response, you may file and have declarations served signed by you and other persons who have personal knowledge of the facts. You may use form MC-030, *Declaration*, for this purpose. It is available from the clerk's office at the court shown on page 1 of this form or at courts.ca.gov/rules-forms/find-your-court-forms. If you do not know how to prepare a declaration, you should see a lawyer.
- Whether or not you file a response, you should attend the hearing. If you have any witnesses, they must also go to the hearing.
- At the hearing, the judge can make restraining orders against you that last for up to five years. Tell the judge why you disagree with the orders requested.

Instructions for Law Enforcement

Enforcing the Restraining Order

This order is enforceable by any law enforcement agency that has received the order, is shown a copy of the order, or has verified its existence on the California Restraining and Protective Order System (CARPOS). If the law enforcement agency has not received proof of service on the restrained person, the agency must advise the restrained person of the terms of the order and then must enforce it. Violations of this order are subject to criminal penalties.

Start Date and End Date of Orders

This order *starts* on the date next to the judge's signature on page 4. The order *ends* on the expiration date in ④ on page 1.

Arrest Required if Order Is Violated

If an officer has probable cause to believe that the restrained person had notice of the order and has disobeyed the order, the officer must arrest the restrained person. (Pen. Code, §§ 836(c)(1), 13701(b).) A violation of the order may be a violation of Penal Code section 166 or 273.6. Agencies are encouraged to enter violation messages into CARPOS.

Notice/Proof of Service

The law enforcement agency must first determine if the restrained person had notice of the order. Consider the restrained person "served" (given notice) if (Pen. Code, § 836(c)(2)):

- The officer sees a copy of the proof of service or confirms that the proof of service is on file; or
- The restrained person was informed of the order by an officer.

An officer can obtain information about the contents of the order and proof of service in CARPOS. If proof of service on the restrained person cannot be verified, the agency must advise the restrained person of the terms of the order and then enforce it.

This is a Court Order.

If the Protected Person Contacts the Restrained Person

Even if the protected person invites or consents to contact with the restrained person, this order remains in effect and must be enforced. The protected person cannot be arrested for inviting or consenting to contact with the restrained person. The order can be changed only by another court order. (Pen. Code, § 13710(b).)

Conflicting Orders—Priorities for Enforcement

If more than one restraining order has been issued protecting the protected person from the restrained person, the orders must be enforced in the following priority (see Pen. Code, § 136.2; Fam. Code, §§ 6383(h)(2), 6405(b); Code Civ. Proc., § 527.12(d)(2)):

1. *Emergency Protective Order (EPO)*: If one of the orders is an *Emergency Protective Order* (form EPO-001), provisions (e.g., stay-away order) that are more restrictive than in the other restraining/protective orders must be enforced. Provisions of another order that do not conflict with the EPO must also be enforced.
2. *No-Contact Order*: If a restraining/protective order includes a no-contact order, the no-contact order must be enforced. **(5)**a(2) is an example of a no-contact order.
3. *Criminal Protective Order (CPO)*: If none of the orders includes an EPO or a no-contact order, the most recent CPO must be enforced. (Fam. Code, §§ 6383(h)(2), 6405(b); Code Civ. Proc., § 527.12(d)(2).) Additionally, a CPO issued in a criminal case involving charges of domestic violence, Penal Code sections 261, 261.5, or former 262, or charges requiring sex offender registration must be enforced over any civil court order. (Pen. Code, § 136.2(e)(2).) All provisions in the civil court order that do not conflict with the CPO must also be enforced.
4. *Civil Restraining Orders*: If there is more than one civil restraining order (e.g., domestic violence, juvenile, elder abuse, civil harassment), then the order that was issued last must be enforced. Provisions that do not conflict with the most recent civil restraining order must also be enforced.

(Clerk will fill out this part.)

Clerk's Certificate

—Clerk's Certificate—

[seal]

I certify that this *Temporary Restraining Order* is a true and correct copy of the original on file in the court.

Date: _____ Clerk, by _____, Deputy

This is a Court Order.

Complete the front and back of
the following forms:

☐ **EA-100**

☐ **MC-031** (*optional to use if you need more space*)

☐ **CLETS-001**

Request for Elder or Dependent Adult Abuse Restraining Orders

Read *Can a Restraining Order to Prevent Elder or Dependent Adult Abuse Help Me?* (form EA-100-INFO) before completing this form. Also fill out *Confidential CLETS Information* (form CLETS-001) with as much information as you know.

Clerk stamps date here when form is filed.

1 Elder or Dependent Adult in Need of Protection

Full Name: _____

Gender: ☐ M ☐ F ☐ Nonbinary Age: _____

2 Person From Whom Protection Is Sought

Full Name: _____

Address (if known): _____

City: _____ State: _____ Zip: _____

Fill in court name and street address:

Superior Court of California, County of

3 Person Requesting Order

Who is asking the court for protection? (Check a, b, or c):

a. ☐ The elder or dependent adult named in ①.

b. ☐ Name: _____
conservator of the ☐ person ☐ estate ☐ person and estate
of the person named in ①, appointed by (name of court): _____

Case No.: _____

c. ☐ Other (name) _____
(Show this person's legal authority to make this request on an attached sheet of paper. Write "Attachment 3c—
Information About Person Requesting Protective Order" for a title. You may use form MC-025, Attachment.)

Court fills in case number when form is filed.

Case Number:

4 Contact Information

Contact information for the person asking the court for protection

a. Your Lawyer (if you have one for this case)

Name: _____ State Bar No.: _____

Firm Name: _____

b. Your Address (If you have a lawyer, give your lawyer's information. If you do not have a lawyer and want to keep your home address private, you may give a different mailing address instead. The person in ① does not have to give telephone, fax, or email.)

Address: _____

City: _____ State: _____ Zip: _____

Telephone: _____ Fax: _____

Email Address: _____

This is not a Court Order.



5 Description of Protected Person

The person named in ① (check a or b):

- a. ☐ Is age 65 or older and a resident of California.
- b. ☐ Is a resident of California and an adult under age 65. This person has physical or mental limitations that restrict their ability to carry out normal activities or protect their rights. (Briefly describe limitations on an attached sheet of paper or form MC-025. Write "Attachment 5b—Description of Protected Person" for a title.)

6 Additional Protected Persons

- a. Are you asking for protection for any other family or household members or for the conservator of the elder or dependent adult listed in ①? ☐ Yes ☐ No (If yes, list them):

Full Name	Gender	Age	Relation to person in ①?	Lives with person in ①?
				<input type="checkbox"/> Yes <input type="checkbox"/> No
				<input type="checkbox"/> Yes <input type="checkbox"/> No
				<input type="checkbox"/> Yes <input type="checkbox"/> No
				<input type="checkbox"/> Yes <input type="checkbox"/> No

- ☐ Check here if there are more persons. Attach a sheet of paper and write "Attachment 6a—Additional Protected Persons" for a title. You may use form MC-025, Attachment.

- b. Why do these people need protection? (Explain below):

- ☐ Check here if there is not enough space for your answer. Put your complete answer on an attached sheet of paper or form MC-025 and write "Attachment 6b—Why Others Need Protection" for a title.

7 Relationship of Parties

How does the person in ① know the person in ②? (Explain below):

- ☐ Check here if there is not enough space for your answer. Put your complete answer on an attached sheet of paper or form MC-025 and write "Attachment 7—Relationship of Parties" for a title.

This is not a Court Order.

8 Description of Abuse

a. Abuse means either:

- (1) Physical abuse, neglect, financial abuse, abandonment, isolation, abduction, or other treatment with resulting physical harm or pain or mental suffering; or
- (2) The withholding by a caretaker of goods or services that are necessary to avoid physical harm or mental suffering.

b. Tell the court about the last time the person in **(2)** abused the person in **(1)**.(1) When did it happen? *(Provide date or estimated date)*: _____

(2) Who else was there? _____

(3) Describe what happened below.

☐ Check here if there is not enough space for your answer. Put your complete answer on an attached sheet of paper or form MC-025 and write "Attachment 8b(3)—Describe Abuse" for a title.(4) Was the abuse **solely financial abuse** unaccompanied by force, threat, harassment, intimidation, or any other form of abuse?☐ Yes, only financial abuse. ☐ No, the abuse included other forms of abuse described above.(5) Did the person in **(2)** use or threaten to use a gun or any other weapon?☐ Yes ☐ No *(If yes, explain below)*:☐ Check here if there is not enough space for your answer. Put your complete answer on an attached sheet of paper or form MC-025 and write "Attachment 8b(5)—Use of Weapons" for a title.(6) Was the person in **(1)** harmed or injured as a result of the acts of abuse described above?☐ Yes ☐ No *(If yes, explain below)*:☐ Check here if there is not enough space for your answer. Put your complete answer on an attached sheet of paper or form MC-025 and write "Attachment 8b(6)—Harm or Injury" for a title.(7) Did the police come? ☐ Yes ☐ NoIf yes, did they give the person in **(1)** or the person in **(2)** an Emergency Protective Order? ☐ Yes ☐ NoIf yes, the order protects *(check all that apply)*:☐ the person in **(1)** ☐ the person in **(2)** ☐ the persons in **(6)**.*(Attach a copy of the order if you have one.)***This is not a Court Order.**

- 8 c. Is the person in 2 a care custodian who deprived the person in 1 of (kept from the person, did not allow the person to have or receive, or did not provide the person with) goods or services that the person needed to avoid physical harm or mental suffering? ☐ Yes ☐ No

(If yes, describe below what the person was deprived of and how that affected the person):

- ☐ Check here if there is not enough space for your answer. Put your complete answer on an attached sheet of paper or form MC-025 and write "Attachment 8c—Deprivation by Care Custodian" for a title.

- d. Has the person in 2 abused the person in 1 at other times?

☐ Yes ☐ No (If yes, describe prior incidents and provide dates below):

- ☐ Check here if there is not enough space for your answer. Put your complete answer on an attached sheet of paper or form MC-025 and write "Attachment 8d—Previous Abuse" for a title.

9 **Venue**

Why are you filing in this county? (Check all that apply):

- a. ☐ The person in 2 lives in this county.
b. ☐ The person in 1 was abused by the person in 2 in this county.
c. ☐ Other (specify): _____

10 **Other Court Cases**

- a. Has the person in 1 or any of the persons named in 6 been involved in another court case with the person in 2? ☐ No ☐ Yes (If yes, specify the kind of each case and indicate where and when each was filed):

Kind of Case	Filed in (County/State)	Year Filed	Case Number (if known)
(1) <input type="checkbox"/> Elder or Dependent Adult Abuse	_____	_____	_____
(2) <input type="checkbox"/> Civil Harassment	_____	_____	_____
(3) <input type="checkbox"/> Domestic Violence	_____	_____	_____
(4) <input type="checkbox"/> Divorce, Nullity, Legal Separation	_____	_____	_____
(5) <input type="checkbox"/> Paternity, Parentage, Child Custody	_____	_____	_____
(6) <input type="checkbox"/> Eviction	_____	_____	_____
(7) <input type="checkbox"/> Guardianship	_____	_____	_____
(8) <input type="checkbox"/> Workplace Violence	_____	_____	_____
(9) <input type="checkbox"/> Small Claims	_____	_____	_____
(10) <input type="checkbox"/> Criminal	_____	_____	_____
(11) <input type="checkbox"/> Other (specify): _____	_____	_____	_____

- b. Are there now any protective or restraining orders in effect relating to the person in 1 or any of the persons named in 6 and the person in 2? ☐ No ☐ Yes (If yes, attach a copy if you have one.)

This is not a Court Order.



Check the orders you want. ☒

11 ☐ Personal Conduct Orders

I ask the court to order the person in **(2)** not to do any of the following things to the person in **(1)** or to any person to be protected listed in **(6)**:

- a. ☐ Physically abuse, financially abuse, intimidate, molest, attack, strike, stalk, threaten, assault (sexually or otherwise), hit, harass, destroy the personal property of, or disturb the peace of the person.
- b. ☐ Contact the person, either directly or indirectly, in **any** way, including, but not limited to, in person, by telephone, in writing, by public or private mail, by interoffice mail, by email, by text message, by fax, or by other electronic means.
- c. ☐ Other (specify):
☐ Check here if there is not enough space for your answer. Put your complete answer on an attached sheet of paper or form MC-025 and write "Attachment 11c—Other Personal Conduct Orders" for a title.

The person in **(2)** will be ordered not to take any action to get the addresses or locations of any protected person unless the court finds good cause not to make the order.

12 ☐ Stay-Away Orders

- a. I ask the court to order the person in **(2)** to stay at least _____ yards away from (check all that apply):

- (1) ☐ The elder or dependent adult in **(1)**.
- (2) ☐ The persons in **(6)**.
- (3) ☐ The home of the elder or dependent adult.
- (4) ☐ The job or workplace of the elder or dependent adult.
- (5) ☐ The vehicle of the elder or dependent adult.
- (6) ☐ Other (specify): _____

- b. If the court orders the person in **(2)** to stay away from all the places listed above, will they still be able to get to their home, school, or job? ☐ Yes ☐ No (If no, explain below):

☐ Check here if there is not enough space for your answer. Put your complete answer on an attached sheet of paper or form MC-025 and write "Attachment 12b—Stay-Away Orders" for a title.

This is not a Court Order.



13 ☐ **Move-Out Order**

I ask the court to order the person in **(2)** to move out from and not return to the residence at *(address)*:

The person in **(1)** will suffer physical or emotional harm if the person in **(2)** does not leave the residence. The person in **(2)** is not named in the title or lease of the residence, either alone or with others beside the person in **(1)**.

☐ I ask for this move-out order right away to last until the hearing, because:

- a. The person in **(2)** assaulted or threatened the person in **(1)**; and
- b. The person in **(1)** has the right to live at the above residence. *(Explain below):*

☐ *Check here if there is not enough space for your answer. Put your complete answer on an attached sheet of paper or form MC-025 and write "Attachment 13b—My Right to Residence" for a title.*

14 ☐ **Order for Counseling or Anger Management Courses**

i This item is only available in instances of alleged physical abuse or deprivation of care, not in cases with only alleged financial abuse.

- a. I request the person in **(2)** be ordered by the court to attend clinical counseling or anger management courses provided by a professional (a counselor, psychologist, psychiatrist, therapist, clinical social worker, or mental or behavioral health professional licensed in the State of California to provide counseling or anger management courses).
- b. Explain why you are requesting an order that the person in **(2)** attend clinical counseling or anger management courses.

☐ *Check here if there is not enough space for your answer. Put your complete answer on an attached sheet of paper or form MC-025 and write "Attachment 14b—Counseling or Anger Management" for a title.*

This is not a Court Order.



15 Firearms (Guns), Firearm Parts, and Ammunition

Does the person in ② have firearms (guns), firearm parts, or ammunition? (This includes firearm receivers and frames, and any item that may be used as or easily turned into a receiver or frame (see Penal Code section 16531).)

- a. ☐ I don't know
b. ☐ No
c. ☐ Yes (If you have information, complete the section below.)

	<u>Describe Firearms (Guns), Firearm Parts, or Ammunition</u>	<u>Number or Amount</u>	<u>Location, if known</u>
(1)			
(2)			
(3)			
(4)			
(5)			
(6)			

Unless the abuse is only financial, if the judge grants a protective order, the person in ② will be prohibited from owning, possessing, purchasing, receiving, or attempting to purchase or receive firearms (guns), firearm parts, and ammunition while the protective order is in effect. The person in ② will also be ordered to turn in to law enforcement, or sell to or store with a gun dealer, any firearms (guns), firearm parts, and ammunition within the respondent's immediate possession or control. If an order is granted, the person in ② will also be prohibited from owning, possessing, or buying body armor and would have to relinquish any they have.

16 ☐ Temporary Restraining Order

I request that a Temporary Restraining Order (TRO) be issued against the person in ② to last until the hearing. I am presenting form EA-110, *Temporary Restraining Order*, for the court's signature together with this *Request*.

Has the person in ② been told that you were going to go to court to seek a TRO against them?

☐ Yes ☐ No (If you answered no, explain why below):

☐ Check here if there is not enough space for your answer. Put your complete answer on an attached sheet of paper or form MC-025 and write "Attachment 16—Temporary Restraining Order" for a title.

This is not a Court Order.

17 ☐ **Request to Give Less Than Five Days' Notice of Hearing**

You must have your papers personally served on the person in **(2)** at least five days before the hearing, unless the court orders a shorter time for service. (Read form EA-200-INFO, What Is "Proof of Personal Service"?, to learn about serving legal papers. Form EA-200, Proof of Personal Service, may be used to show the court that the papers have been served.)

If you want there to be less than five days between service and the hearing, explain why:

- ☐ Check here if there is not enough space for your answer. Put your complete answer on an attached sheet of paper or form MC-025 and write "Attachment 17—Request to Give Less Than Five Days' Notice" for a title.

18 ☐ **Debts Caused by Financial Abuse**

You can ask the judge to decide at the hearing that certain debts or bills you have were caused by the person in **(2)**'s financial abuse. This may help you defend against the debt if you are sued in another case.

- a. If you want the judge to make this special finding, list the debts or bills you have that were caused by the person in **(2)**'s financial abuse.

- ☐ Check here if you want to list additional debts or bills that were caused by financial abuse. You can attach form MC-025 and write "Attachment 18a—Additional Debts" for a title.

	Money Owed To	For	Amount
(1)	<hr/>	<hr/>	\$ <hr/>
(2)	<hr/>	<hr/>	\$ <hr/>
(3)	<hr/>	<hr/>	\$ <hr/>

- b. Describe what the person in **(2)** did to cause the debts and bills that you listed above. Provide as much detail as you can about the person in **(2)**'s financial abuse.

- ☐ Check here if there is not enough space for your answer. Put your complete answer on an attached sheet of paper or form MC-025 and write "Attachment 18b—How Debt Was Incurred" for a title.

This is not a Court Order.



19 ☐ **Lawyer's Fees and Costs**I ask the court to order payment of my ☐ lawyer's fees ☐ court costs.

The amounts requested are:

<u>Item</u>	<u>Amount</u>	<u>Item</u>	<u>Amount</u>
_____	\$ _____	_____	\$ _____
_____	\$ _____	_____	\$ _____
_____	\$ _____	_____	\$ _____

☐ Check here if there are more items. Put the items and amounts on an attached sheet of paper or form MC-025 and write "Attachment 19—Lawyer's Fees and Costs" for a title.

20 ☐ **Possession and Protection of Animals**

I ask the court to order the following:

- a. ☐ That the person in ① be given the sole possession, care, and control of the animals listed below, which they own, possess, lease, keep, or hold, or which reside in their household.
(Identify animals by, e.g., type, breed, name, color, sex.)

I request sole possession of the animals because (specify good cause for granting order):

- ☐ Check here if there is not enough space for your answer. Put your complete answer on an attached sheet of paper or form MC-025 and write "Attachment 20a—Possession of Animals" for a title.

- b. ☐ That the person in ② must stay at least _____ yards away from, and not take, sell, transfer, encumber, conceal, molest, attack, strike, threaten, harm, or otherwise dispose of, the animals listed above.

- 21** **No Fee to Serve Orders** If you want the sheriff or marshal to serve (notify) the person in ② about the orders for free, ask the court clerk what you need to do.

This is not a Court Order.

Case Number:

22 ☐ **Additional Orders Requested**

I ask the court to make the following additional orders (*specify*):

☐ *Check here if there is not enough space for your answer. Put your complete answer on an attached sheet of paper or form MC-025 and write "Attachment 22—Additional Orders Requested" for a title.*

23 Number of pages attached to this form, if any: _____

Date: _____

Lawyer's name (if any)

▶ _____
Lawyer's signature

I declare under penalty of perjury under the laws of the State of California that the information above and on all attachments is true and correct.

Date: _____

Type or print your name

▶ _____
Signature of person making this request

This is not a Court Order.

PLAINTIFF/PETITIONER: DEFENDANT/RESPONDENT:	CASE NUMBER:
--	--------------

DECLARATION

(This form must be attached to another form or court paper before it can be filed in court.)

I declare under penalty of perjury under the laws of the State of California that the foregoing is true and correct.

Date:

(TYPE OR PRINT NAME)

(SIGNATURE OF DECLARANT)

☐ Attorney for ☐ Plaintiff ☐ Petitioner ☐ Defendant
☐ Respondent ☐ Other (*Specify*):

PLAINTIFF/PETITIONER: DEFENDANT/RESPONDENT:	CASE NUMBER:
--	--------------

DECLARATION

(This form must be attached to another form or court paper before it can be filed in court.)

I declare under penalty of perjury under the laws of the State of California that the foregoing is true and correct.

Date:

(TYPE OR PRINT NAME)

(SIGNATURE OF DECLARANT)

☐ Attorney for ☐ Plaintiff ☐ Petitioner ☐ Defendant
☐ Respondent ☐ Other (Specify):

CLETS-001 Confidential Information for Law Enforcement

Instructions:

- If you are asking for a restraining order, you must complete this form and give it to the court clerk, along with the other court forms required in your case. For juvenile orders, list the primary protected person's information in ② and ③.
- If the judge grants the restraining order, information you give on this form will be entered into a California database (called CLETS) to help law enforcement enforce the order.
- If information changes later, you may complete this form again and turn it in to the court.

To Court Clerk: Do not file this form. The information on this form must be entered into the protective order registry in CLETS.

Court fills in case number when form is received.

Case Number:

Date received by court: _____

Information that has a star (*) next to it is required. All other information is helpful.

① Person You Want a Restraining Order Against

***Name:** _____

Other names used: _____

Marks, scars, or tattoos: _____

Driver's license (*number and state*): _____ SSN: _____

Vehicle type: _____ Model: _____ Year: _____ Plate number: _____

Telephone: _____

Name of employer and address: _____

Does the person speak English?

- ☐ Yes
- ☐ No (*list language*): _____
- ☐ I don't know

Does the person have any firearms (guns), firearm parts, ammunition, or body armor?

- ☐ No
- ☐ I don't know
- ☐ Yes (*Give any information you have below, like the type, amount, or location of any items, if known.*)

This is not a Court Order—Do not place in court file.

2 *Your Name: _____

(Skip 3 and 4 if you are asking for a gun violence (form GV-100) or retail crime (form RT-100) restraining order.)

3 Your Information

*Gender: ☐ M ☐ F ☐ X (nonbinary) Race: _____

*Age: _____

Date of Birth (month, day, year): _____

(If the judge grants your restraining order, your information will be entered into California's law enforcement database. If you give your date of birth, it will also be entered into the federal law enforcement database. If your information is not in the federal law enforcement database, your restraining order may be more difficult to enforce outside of California.)

Telephone: _____

Do you speak English?

☐ Yes

☐ No (list language): _____

4 Other People You Want Protected

*Name: _____ *Gender: _____ Race: _____ Date of Birth: _____

*Name: _____ *Gender: _____ Race: _____ Date of Birth: _____

*Name: _____ *Gender: _____ Race: _____ Date of Birth: _____

*Name: _____ *Gender: _____ Race: _____ Date of Birth: _____

☐ Check here if you have more people to list. Write them on a separate piece of paper, write "Item 4" at the top, and attach it to this form.

This is not a Court Order—Do not place in court file.

What is “Service”?


Service is the act of giving your legal papers to the other party. There are many kinds of service—in person, by mail, and others. This form is about personal or “in-person service.” The following types of restraining order forms must be served “in person”: *Request for Elder or Dependent Adult Abuse Restraining Orders* (form EA-100), the *Notice of Court Hearing* (form EA-109), *Temporary Restraining Order* (form EA-110), *Request for Elder or Dependent Adult Restraining Order Allowing Contact* (form EA-300), and *Notice of Court Hearing to Allow Contact* (form EA-309). That means that someone must personally “serve” (give) a copy of the forms to the person to be restrained. These forms cannot be served by mail.

Service lets the other person know:

- What orders you are asking for
- The hearing date
- How to respond

Why do I have to get the orders served?

- The police cannot arrest anyone for violating an order unless that person knows about the order.
- The judge cannot make the orders permanent unless the restrained person was served.



Don't serve it by mail!

Who can serve?

Ask someone you know, a process server, or a law enforcement agency to personally serve (give) a copy of the forms to the person to be restrained. You **cannot** send the forms to that person by mail. The server must:

- Be 18 years of age or older
- Not be you or anyone whom you are asking to be protected by the orders. The sheriff or marshal may be authorized to serve the court's orders **for free**. A “registered process server” is a business you pay to deliver court forms. Look for “Process Serving” in the Yellow Pages or on the Internet. (If a law enforcement agency or the process server uses a different proof of service form, make sure it lists the forms served.)

How to serve

Ask the server to:

- Walk up to the person to be served.
- Make sure it is the right person. Ask the person's name.
- Give the person copies of all papers checked on form EA-200, *Proof of Personal Service*.
- Fill out and sign the *Proof of Personal Service* form.
- Give the signed *Proof of Personal Service* to you.

What if the person won't take the papers or tears them up?

- If the person won't take the papers, just leave them near him or her.
- It doesn't matter if the person tears them up. Service is still complete.

When do the orders have to be served?

It depends. To know the exact date, you have to look at two things on form EA-109, *Notice of Court Hearing* or form EA-309, *Notice of Court Hearing to Allow Contact* :

First, look at the hearing date on form EA-109 (item ③ on page 1) or form EA-309 (item ⑤ on page 2).

③ Notice of Hearing

Hearing Date → Date: _____

Dept.: _____

Next, look at the number of days in item ⑤ on page 2 of form EA-109 or in item ⑥ on page 2 of form EA-309.

⑤ Service of Documents By the Person in ①

At least ☐ five ☐ _____ days before the hearing,

Look at a calendar. Subtract the number of days in item ⑤ on form EA-109 or the number of days in item ⑥ on form EA-309 from the hearing date. That is the final date to have the orders served. It is always OK to serve earlier than that date. If nothing is checked or written in ⑤ on form EA-109 or ⑥ on form EA-309, you must serve the orders at least five days before the hearing.

Who signs the *Proof of Personal Service*?

Only the person who serves the forms can sign form EA-200, *Proof of Personal Service*. You do not sign it; the restrained person does not need to sign it.

What do I do with the completed *Proof of Personal Service*?

If someone other than the sheriff serves the papers, you should:

- Make several copies.
- File the original with the court before your hearing.
- Bring a copy of the completed *Proof of Personal Service* to your hearing.
- Ask the clerk to enter the *Proof of Service* (unless for form EA-300) into the California Law Enforcement Telecommunications System (CLETS), a special computer system that lets police all over the state find out about the orders protecting you.
- If the clerk tells you that the court cannot enter it into the computer, take a copy of the *Temporary Restraining Order* (form EA-110) and *Proof of Personal Service* (form EA-200) to your local police. They will put the information into the state computer system. That way, police all over the state will know that your restraining order has been served.
- If the sheriff serves the papers, he or she will send the proof of service to the court and CLETS for you.
- Always keep an extra copy of the restraining orders with you for your safety.
- **Note: Restraining orders to allow contact (which use the EA-300 form series) are not entered into CLETS.**

What happens if I can't get the orders served before the hearing date?

Before your hearing, fill out and file form EA-115, *Request to Continue Court Hearing* (or form EA-315, if you are trying to serve forms EA-300 or EA-309). This form asks the court for a new hearing date and makes your orders last until then. Ask the clerk for the form. After the court has reissued the orders, attach a copy of form EA-116, *Order on Request to Continue Hearing*, (or form EA-316) to a copy of your original orders. Ask the clerk to enter form EA-116 into CLETS, or the clerk may ask you or your attorney to deliver a copy to the police. That way, the police will know your orders are still in effect.

Clerk stamps date here when form is filed.

1 Elder or Dependent Adult

Name: _____


2 Person From Whom Protection Is Sought or Person Alleged to Be Preventing Contact

Name: _____

3 Notice to Server

The server must:

- Be 18 years of age or older.
- Not be listed in items ①, ③, or ⑥ of form EA-100 or be listed in items ①, ②, ③, or ④ on form EA-300.
- Give a copy of all documents checked in ④ to the person in ②. (You cannot send them by mail.) Then complete and sign this form and give or mail it to the person in ①.



Fill in court name and street address:

Superior Court of California, County of

Court fills in case number when form is filed.

Case Number:**PROOF OF PERSONAL SERVICE****4 I gave the person in ② a copy of the forms checked below:**

- a. ☐ EA-109, *Notice of Court Hearing*
- b. ☐ EA-110, *Temporary Restraining Order*
- c. ☐ EA-100, *Request for Elder or Dependent Adult Abuse Restraining Orders*
- d. ☐ EA-120, *Response to Request for Elder or Dependent Adult Abuse Restraining Orders* (blank form)
- e. ☐ EA-120-INFO, *How Can I Respond to a Request for Elder or Dependent Adult Abuse Restraining Orders?*
- f. ☐ EA-130, *Elder or Dependent Adult Abuse Restraining Order After Hearing*
- g. ☐ EA-250, *Proof of Service of Response by Mail* (blank form)
- h. ☐ EA-800, *Receipt for Firearms, Firearm Parts, and Ammunition* (blank form)
- i. ☐ EA-300, *Request for Elder or Dependent Adult Restraining Order Allowing Contact*
- j. ☐ EA-309, *Notice of Court Hearing to Allow Contact*
- k. ☐ EA-320, *Response to Request for Elder or Dependent Adult Restraining Order Allowing Contact* (blank form)
- l. ☐ EA-320-INFO, *How Can I Respond to a Request for an Elder or Dependent Adult Restraining Order Allowing Contact?*
- m. ☐ EA-330, *Elder or Dependent Adult Restraining Order Allowing Contact After Hearing*
- n. ☐ Other (specify): _____

5 I personally gave copies of the documents checked above to the person in ②:a. On (date): _____ b. At (time): _____ ☐ a.m. ☐ p.m.

c. At this address: _____

City: _____ State: _____ Zip: _____

Case Number: _____

6 Server's Information

Name: _____

Address: _____

City: _____ State: _____ Zip: _____

Telephone: _____


(If you are a registered process server):

County of registration: _____ Registration number: _____

I declare under penalty of perjury under the laws of the State of California that the information above is true and correct.

Date: _____

Type or print server's name

 *Server to sign here*

Leave the following forms blank:

☐ EA-120-INFO

☐ EA-120

☐ EA-800

Note: After filing your *Restraining Order for Elder Abuse* and accompanying documents, one set of filed stamped copies need to be **served on the other party**, along with the blank forms listed above.

What is an elder or dependent adult abuse restraining order?

It is a court order that prohibits you from doing certain things and going certain places.

What does the order do?

The court can order you to:

- Not contact the person who is protected by the order
- Stay away from that person and the person's home and workplace
- Move out of the place where you and that person are living together
- Not have any firearms (guns), firearm parts, ammunition, or body armor as long as the order is in effect. This includes firearm receivers and frames, and any item that may be used as or easily turned into a receiver or frame (see Penal Code section 16531).

For more information about the items you would not be allowed to have, please see selfhelp.courts.ca.gov/restraining-orders/prohibited-items.

Who can ask for a restraining order?

A person who is being:

- Financially abused
- Abandoned or abducted
- Harmed
- Neglected
- Isolated
- Deprived by a caregiver of goods or services necessary to live on

A conservator may seek an order on behalf of an elder or dependent adult.

I've been served with a request for elder or dependent adult abuse restraining orders.**What do I do now?**

Read the papers served on you very carefully. The *Notice of Court Hearing* tells you when to appear in court. There may also be a *Temporary Restraining Order* forbidding you from doing certain things. You must obey the order until the hearing.

What if I don't obey the order?

The police can arrest you. You can go to jail and pay a fine.

What if I don't agree with what the order says?

You still must obey the order until the hearing. If you disagree with the orders the person is asking for, fill out form [EA-120, Response to Request for Elder and Dependent Adult Abuse Restraining Orders](#), before your hearing date and file it with the court. If you need to include attachments, you can use form [MC-025](#). You can get the forms from legal publishers or from the California Courts website at courts.ca.gov/rules-forms/find-your-court-forms. You also may be able to find them at your local courthouse or county law library.

Do I have to serve the other person with a copy of my response?

Yes. Have someone age 18 or older—**not you**—mail a copy of completed form EA-120 to the person who asked for the order (or that person's lawyer). (This is called "service by mail.")

The person who serves the form by mail must fill out form [EA-250, Proof of Service of Response by Mail](#). Have the person who did the mailing sign the original. Take the completed form back to the court clerk or bring it with you to the hearing.

Do I need a lawyer?

Having a lawyer is always a good idea, but it is not required, and you are not entitled to a free, court-appointed attorney. Ask the court clerk about free and low-cost legal services and self-help centers in your county.

What if I don't speak English?

When you file your papers, ask the clerk if a court interpreter is available. You can also use form [INT-300, Request for Interpreter \(Civil\)](#) or a local court form or website to request an interpreter. For more information about court interpreters, go to selfhelp.courts.ca.gov/request-interpreter.

What if I have a disability?

If you have a disability and need an accommodation while you are at court, you can use form [MC-410, Disability Accommodation Request](#), to make your request. You can also ask the ADA Coordinator in your court for help. For more information, read form [MC-410-INFO, How to Request a Disability Accommodation for Court](#).

How Can I Respond to a Request for Elder or Dependent Adult Abuse Restraining Orders?

Should I go to the court hearing?

Yes. You should go to court on the date listed on form EA-109, *Notice of Court Hearing*. If you do not go to the hearing, the judge can make orders against you without hearing from you.

<div style="text-align: center; font-weight: bold; font-size: 1.2em; margin-bottom: 10px;"> Notice of Court Hearing </div> <div style="border: 1px solid black; padding: 5px; margin-bottom: 10px;"> 1 Elder or Dependent Adult in Need of Protection </div> <p>a. Full Name: _____</p> <p><input type="checkbox"/> Person requesting protection for the elder or dependent adult, if different (person named in item 3 of form EA-100): Full Name: _____</p> <p>Lawyer for person named above (if any for this case): Name: _____ State Bar No.: _____ Firm Name: _____</p> <p>b. Address for person named above (If you have a lawyer, give your lawyer's information. If you do not have a lawyer, give information for the person requesting the order. If you want to keep your home address private, you may give a different mailing address instead. You do not have to give telephone, fax, or email): Address: _____ City: _____ State: _____ Zip: _____ Telephone: _____ Fax: _____ Email Address: _____</p>	<div style="text-align: center; font-weight: bold; margin-bottom: 10px;"> DRAFT </div> <div style="text-align: center; font-weight: bold; margin-bottom: 10px;"> 2025-08-05 </div> <div style="text-align: center; font-weight: bold; margin-bottom: 10px;"> Not approved by the Judicial Council </div> <p><small>Fill in court name and street address:</small> Superior Court of California, County of _____</p> <p><small>Court file in case number when form is filed.</small> Case Number: _____</p>																
<div style="border: 1px solid black; padding: 5px; margin-bottom: 10px;"> 2 Person You Want Protection From Full Name: _____ </div> <p style="text-align: center; font-style: italic;">The court will complete the rest of this form.</p>																	
<div style="border: 1px solid black; padding: 5px; margin-bottom: 10px;"> 3 Notice of Hearing A court hearing is scheduled on the request for restraining orders against the person in (2): </div> <table border="1" style="width: 100%; border-collapse: collapse;"> <tr> <td style="width: 15%; text-align: center; vertical-align: middle; font-weight: bold;">Hearing Date</td> <td style="width: 15%;">→ Date: _____</td> <td style="width: 15%;">Time: _____</td> <td style="width: 15%;">Name and address of court if different from above: _____</td> </tr> <tr> <td></td> <td>Dept.: _____</td> <td>Room: _____</td> <td>_____</td> </tr> <tr> <td></td> <td></td> <td></td> <td>_____</td> </tr> <tr> <td></td> <td></td> <td></td> <td>_____</td> </tr> </table>		Hearing Date	→ Date: _____	Time: _____	Name and address of court if different from above: _____		Dept.: _____	Room: _____	_____				_____				_____
Hearing Date	→ Date: _____	Time: _____	Name and address of court if different from above: _____														
	Dept.: _____	Room: _____	_____														

<p>To the person in (2):</p> <p>• If you attend the hearing (in person, by phone, or by videoconference) and the judge grants a restraining order against you, the order will be effective immediately, and you could be arrested if you violate the order.</p> <p>• If you do not attend the hearing, the judge may still grant the restraining order that could last up to five years. After you receive a copy of the order, you could be arrested if you violate the order.</p>																	
<div style="border: 1px solid black; padding: 5px; margin-bottom: 10px;"> 4 Temporary Restraining Orders (Any orders granted are on form EA-110, served with this notice.) </div> <p>a. Temporary restraining orders for personal conduct and stay-away orders as requested in form EA-100, <i>Jeopardy for Elder or Dependent Adult Abuse Restraining Orders</i>, are (check only one box below):</p> <p>(1) <input type="checkbox"/> All GRANTED until the court hearing.</p> <p>(2) <input type="checkbox"/> All DENIED until the court hearing. (Specify reasons for denial in b, below.)</p> <p>(3) <input type="checkbox"/> Partly GRANTED and partly DENIED until the court hearing. (Specify reasons for denial in (4) b, below.)</p>																	

Will I see the person who asked for the order at the court hearing?

Yes. Assume that the person who is asking for the order will attend the hearing. Do not talk to the person unless the judge or that person's attorney says that you can.

Can I bring a witness to the court hearing?

Yes. You can bring witnesses or documents that support your case to the hearing. But if possible, you should also bring the witnesses' written statements of what they saw or heard. Their statements must be made under penalty of perjury. You can use form MC-030 for this.

How long does the order last?

If the court issued a temporary restraining order before the hearing, it will last until your hearing date.

At that time, the court will decide to continue or cancel the order. Any order issued at the hearing can last for up to five years.

What if I have a firearm (gun), firearm part, or ammunition?

If a restraining order is issued, unless the order is to prevent financial abuse only, you cannot own, possess, or have a firearm (gun), firearm parts, ammunition, or body armor while the order is in effect. If you have a firearm (gun), firearm parts, or ammunition, you must sell it to or store it with a licensed gun dealer or turn it in to a law enforcement agency.

What if I need to have a firearm or ammunition for my job?

If the judge grants a restraining order against you, you cannot have firearms or ammunition. The judge may give you permission to have a firearm or ammunition for work. Before permission can be granted, you will be required to show the judge that (1) carrying a firearm or ammunition is required for your work, and (2) your employer is unable to reassign you to another position where carrying a firearm or ammunition is not necessary. There are other things that you will have to prove. For more information, go to selfhelp.courts.ca.gov/respond-to-EA-restraining-order/obey-firearms-orders/exception, or see Code of Civil Procedure section 527.9(f).

What if I need to have body armor?

If you need to have and use body armor for your work, livelihood, or safety, you may ask for an exception with the chief of police or sheriff in the county where you will have and use the body armor (see Penal Code section 31360(c)).

Can I agree with the protected person to cancel the order?

No. Once the order is issued, only the judge can change or cancel it. You or the protected person would have to file a request with the court to cancel the order.

Information about the process is also available online.

See selfhelp.courts.ca.gov/EA-restraining-order.

For help in your area, contact:

[Local information may be inserted.]

Response to Request for Elder or Dependent Adult Abuse Restraining Orders

Clerk stamps date here when form is filed.

Use this form to respond to the Request (form EA-100)

- Read *How Can I Respond to a Request for Elder or Dependent Adult Abuse Restraining Orders?* (form EA-120-INFO) to protect your rights.
- Fill out this form and take it to the court clerk.
- Have someone age 18 or older—**not you**—serve the person requesting protection in (1) by mail with a copy of this form and any attached pages. (Use form EA-250, Proof of Service of Response by Mail.)

1 Elder or Dependent Adult Seeking Protection

Name: _____

☐ Name of person asking for the protection, if different (This is the person named in item 3 of the request (form EA-100).)

Fill in court name and street address:

Superior Court of California, County of _____

2 Person From Whom Protection Is Sought

a. Your Name: _____

Your Lawyer (if you have one for this case)

Name: _____ State Bar No.: _____

Firm Name: _____

Court fills in case number when form is filed.

Case Number: _____

- b. Your Address (If you have a lawyer, give your lawyer's information. If you do not have a lawyer and want to keep your home address private, you may give a different mailing address instead. You do not have to give telephone, fax, or email.)

Address: _____

City: _____ State: _____ Zip: _____

Telephone: _____ Fax: _____

Email Address: _____

Present your response and any opposition at the hearing. Write your hearing date, time, and place from form EA-109, item 3, here:

Hearing Date → Date: _____ Time: _____
Dept.: _____ Room: _____

If you were served with a temporary restraining order, you must obey it until the hearing. At the hearing, the court may make orders against you that last for up to five years.

3 ☐ Personal Conduct Orders

- a. ☐ I agree to the orders requested.
- b. ☐ I do not agree to the orders requested. (Specify why you disagree in (15) on page 5.)
- c. ☐ I agree to the following orders (specify below or in (15) on page 5):

4 ☐ Stay-Away Orders

- a. ☐ I agree to the orders requested.
- b. ☐ I do not agree to the orders requested. (Specify why you disagree in (15) on page 5.)
- c. ☐ I agree to the following orders (specify below or in (15) on page 5):



5 ☐ Move-Out Orders

- a. ☐ I agree to the orders requested.
- b. ☐ I do not agree to the orders requested. *(Specify why you disagree in (15) on page 5.)*
- c. ☐ I agree to the following orders *(specify below or in (15) on page 5):*
-
-

6 ☐ Additional Protected Persons

- a. ☐ I agree that the persons listed in item 6 of form EA-100 may be protected by the order requested.
- b. ☐ I do not agree that the persons listed in item 6 of form EA-100 may be protected by the order requested.

7 ☐ Order for Counseling or Anger Management Courses

i This item is only available in instances of alleged physical abuse or deprivation of care, not in cases with only alleged financial abuse.

- a. ☐ I agree to the orders requested.
- b. ☐ I do not agree to the orders requested. *(Specify why you disagree in (15) on page 5.)*
- c. ☐ I agree to the following orders *(specify below or in (15) on page 5):*
-
-

8 Firearms (Guns), Firearm Parts, and Ammunition

If you were served with form EA-110, *Temporary Restraining Order*, you cannot own or possess any firearms (guns), firearm parts, or ammunition. This includes firearm receivers and frames, and any item that may be used as or easily turned into a receiver or frame (see Penal Code section 16531). (See item 8 of form EA-110.) You must sell to or store with a licensed gun dealer, or turn in to a law enforcement agency, any firearms (guns), firearm parts, and ammunition in your immediate possession or control within 24 hours of being served with form EA-110. You must file a receipt with the court. You may use form EA-800, *Receipt for Firearms, Firearm Parts, and Ammunition*, for the receipt.

- a. ☐ I do not own or control any firearms (guns), firearm parts, or ammunition.
- b. ☐ I have turned in my firearms (guns), firearm parts, and ammunition to law enforcement or sold them to or stored them with a licensed gun dealer. A copy of the receipt
- (1) ☐ is attached.
- (2) ☐ has already been filed with the court.
- c. ☐ I ask for an exception to carry a firearm or ammunition for work. *(Complete items (1)–(3) below):*
- (1) Are you a sworn peace officer?
- ☐ No
- ☐ Yes

8 c. (2) Are there any orders or state or federal laws that prohibit you from having firearms or ammunition?

☐ No

☐ I don't know (*explain*):

☐ Yes (*explain*):

(3) (*Explain what your job is and why you need a firearm or ammunition*):

(Note: You **must** follow any orders to turn in, sell, or store prohibited items until the judge decides whether to grant you an exception. Before an exception can be granted, you will be required to show the judge that (1) carrying a firearm or ammunition is required for your work, and (2) your employer is unable to reassign you to another position where carrying a firearm or ammunition is not necessary. There are other things you will need to prove. For more information on what you need to show the judge to qualify for this exception, go to selfhelp.courts.ca.gov/respond-to-EA-restraining-order/obey-firearms-orders/exception or see Code of Civil Procedure section 527.9(f).)

9 **No Body Armor**

If you were served with form EA-110, *Temporary Restraining Order*, you are prohibited from owning, possessing, or buying body armor. You must also relinquish any body armor you have in your possession.

(*Check all that apply*):

a. ☐ I do not own or have any body armor.

b. ☐ I have relinquished all body armor that I have in my possession.

c. ☐ I was granted an exception, or will ask for an exception, to have body armor. Note: This exception is granted by a chief of police or sheriff. See Penal Code section 31360(c). (*Attach a copy of the letter granting permission, if you have one.*)

10 ☐ **Debts Caused by Financial Abuse**

a. ☐ I agree to the findings requested.

b. ☐ I do not agree to the findings requested. (*Specify why you disagree in (15) on page 5.*)

c. ☐ I agree to the following findings (*specify below or in (15) on page 5*):



15 ☐ **Reasons I Do Not Agree to the Requests**

Explain your answers to each order or finding requested that you do not agree with.

- ☐ *Check here if there is not enough space below for your answer. Put your complete answer on an attached sheet of paper and write "Attachment 15—Reasons I Disagree" as a title. You may use form MC-025, Attachment.*

16 ☐ **Lawyer's Fees and Costs**

- a. ☐ I ask the court to order payment of my ☐ lawyer's fees ☐ court costs. The amounts requested are:

<u>Item</u>	<u>Amount</u>	<u>Item</u>	<u>Amount</u>
<hr/>	\$ <hr/>	<hr/>	\$ <hr/>
<hr/>	\$ <hr/>	<hr/>	\$ <hr/>
<hr/>	\$ <hr/>	<hr/>	\$ <hr/>


- ☐ *Check here if there are more items. Put the items and amounts on an attached sheet of paper and write "Attachment 16—Lawyer's Fees and Costs" for a title. You may use form MC-025, Attachment.*

- b. ☐ I ask the court to deny the request of the person asking for protection named in **1** that I pay their lawyer's fees and costs.

17 Number of pages attached to this form, if any:

Date:

Lawyer's name (if any)




Lawyer's signature

I declare under penalty of perjury under the laws of the State of California that the information above and on all attachments is true and correct.

Date:

Type or print your name



Sign your name

1 Protected Person

Name: _____

2 Restrained Person

a. Your Name: _____

Your Lawyer (if you have one for this case):

Name: _____ State Bar No.: _____

Firm Name: _____

b. Your Address (If you have a lawyer, give your lawyer's information. If you do not have a lawyer and want to keep your home address private, you may give a different mailing address instead. You do not have to give telephone, fax, or email.)

Address: _____

City: _____ State: _____ Zip: _____

Telephone: _____ Fax: _____

Email Address: _____

Fill in court name and street address:

Superior Court of California, County of _____

Court fills in case number when form is filed.

Case Number: _____

3 To the Restrained Person:

If a judge has ordered you to turn in, sell, or store your firearms (guns), ammunition, and firearm parts—meaning receivers, frames, or any item that may be used as or easily turned into a receiver or frame (see Penal Code section 16531)—use this form to prove to the judge that you have obeyed their orders. Take this form to a law enforcement officer or a licensed gun dealer to complete **(4)** or **(5)**. For more information on how to properly turn in your items, read form EA-800-INFO, *How Do I Turn In, Sell, or Store My Firearms, Firearm Parts, and Ammunition?*

4**To Law Enforcement**(Complete the section below. Keep a copy and give the original to the person in **(2)**.)

Name of Law Enforcement Agency: _____

Name of Law Enforcement Agent: _____

Address: _____

Telephone: _____ Email Address: _____

Items Surrendered

a. Firearms, firearm parts, and ammunition transferred on:

Date: _____ Time: _____ ☐ a.m. ☐ p.m.

b. List of items (List all the items surrendered by the person in **(2)**. You may attach a separate form from your agency (e.g., a property report), use **(6)**, or both. Check below if you have attached a separate form):

☐ Separate form is attached. (If it does not include all surrendered items, list additional items in **(6)**.)

I declare under penalty of perjury under the laws of the State of California that the information above is true and correct.

► Signature of law enforcement agent: _____



5

To Licensed Gun Dealer*(Complete the section below. Keep a copy and give the original to the person in (2).)*

Name of Licensed Gun Dealer: _____

License number: _____

Address: _____

Telephone: _____ Email Address: _____

Items Stored or Sold

- a. Firearms, firearm parts, and ammunition transferred on:

Date: _____ Time: _____ ☐ a.m. ☐ p.m.

- b. List of items
- (List all the items surrendered by the person in (2). You may attach a separate form (e.g., Department of Justice's Report of Firearms Acquisition) or you may use (6). Check below if you have attached a separate form):*

☐ Separate form is attached. *(If it does not include all surrendered items, list additional items in (6).)*

I declare under penalty of perjury under the laws of the State of California that the information above is true and correct.

 Signature of licensed gun dealer _____

6

☐ **List of Items Surrendered**

Firearms and firearm parts

	Make	Model	Serial number, if there is one	Sold	To be Stored	destroyed
(1)	_____	_____	_____	<input type="checkbox"/>	<input type="checkbox"/>	<input type="checkbox"/>
(2)	_____	_____	_____	<input type="checkbox"/>	<input type="checkbox"/>	<input type="checkbox"/>
(3)	_____	_____	_____	<input type="checkbox"/>	<input type="checkbox"/>	<input type="checkbox"/>
(4)	_____	_____	_____	<input type="checkbox"/>	<input type="checkbox"/>	<input type="checkbox"/>
(5)	_____	_____	_____	<input type="checkbox"/>	<input type="checkbox"/>	<input type="checkbox"/>
(6)	_____	_____	_____	<input type="checkbox"/>	<input type="checkbox"/>	<input type="checkbox"/>

Ammunition

	Brand	Type	Amount	Sold	To be Stored	destroyed
(1)	_____	_____	_____	<input type="checkbox"/>	<input type="checkbox"/>	<input type="checkbox"/>
(2)	_____	_____	_____	<input type="checkbox"/>	<input type="checkbox"/>	<input type="checkbox"/>
(3)	_____	_____	_____	<input type="checkbox"/>	<input type="checkbox"/>	<input type="checkbox"/>
(4)	_____	_____	_____	<input type="checkbox"/>	<input type="checkbox"/>	<input type="checkbox"/>
(5)	_____	_____	_____	<input type="checkbox"/>	<input type="checkbox"/>	<input type="checkbox"/>
(6)	_____	_____	_____	<input type="checkbox"/>	<input type="checkbox"/>	<input type="checkbox"/>

- ☐
- Check here if there is not enough space above for your answer. Use a separate sheet of paper to list other items. Write "EA-800, item 6" at the top, and attach it to this form.



7 To the Restrained Person:

Besides the items listed on page 2 or in an attached form, do you have or own any other firearms (guns), firearm parts, or ammunition?

☐ No

☐ Yes (If yes, check one of the boxes below):

a. ☐ I filed a *Receipt for Firearms, Firearm Parts, and Ammunition* (form EA-800) or other proof for those items with the court on (date): _____

b. ☐ I am filing the proof for those firearms (guns), firearm parts, or ammunition along with this proof.

c. ☐ I have not yet filed the proof for the other firearms (guns), firearm parts, or ammunition.
(Explain why not):

Your signature

I declare under penalty of perjury under the laws of the State of California that the information above is true and correct.

Date: _____

Type or print your name

▶

Sign your name

Your Next Steps

- After the form is complete, make two additional copies. Take the copies and original to the court clerk to file.
- Keep a copy for yourself.

Note that failure to file a receipt with the court is a violation of the court's order.

